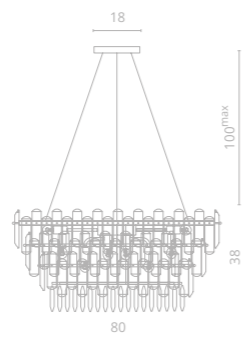




4

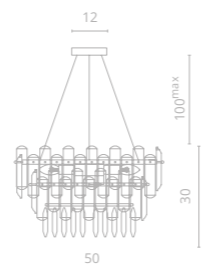


5



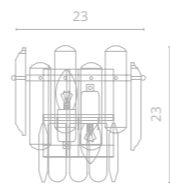
4 3510/02 SP-18

∅80 | 138 | 100^{max}
 18x40W E14
 36



5 3510/02 LM-11

∅50 | 130 | 100^{max}
 11x40W E14
 20



6 3510/02 AP-2

23 | 13 | 23
 2x40W E14
 2



6