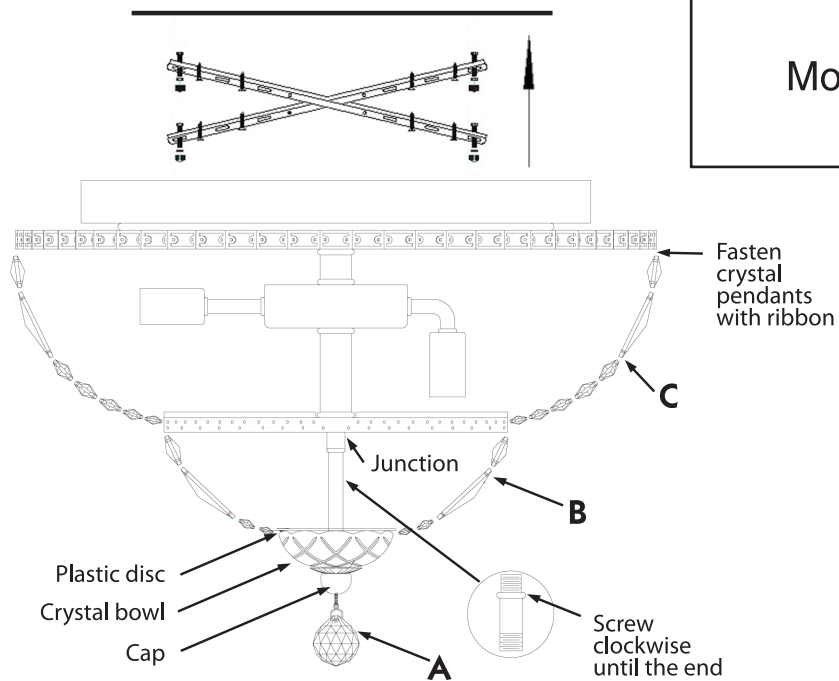


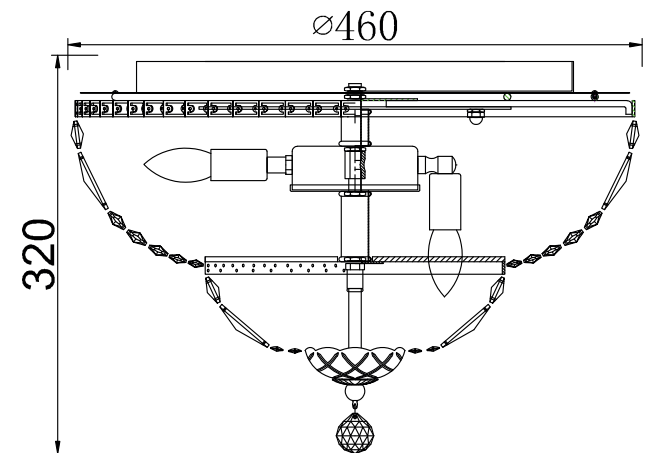

Instruction


Collection: Diamant crystal
 Series: Basfor
 Model: C100-PT45-G
 Suspended



Step by step action:
 Place the chandelier.
 Screw lamps (not included)
 Check the chandelier - light on all lamps
 Place the handset and Hang crystal ball (part A)
 Place crystal pendants (part B)
 Place crystal pendants (part C)

Place the handset firmly fix it.
 Then put in the following sequence:
 - plastic disc
 - crystal bowl
 - cap
 - hang crystal ball (part A)




 12 x E14 (60w)

MAYTONI
 DECORATIVE LIGHTING

www.maytoni.de