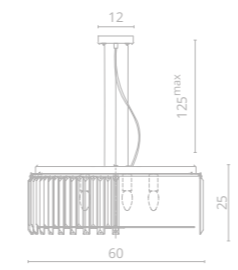




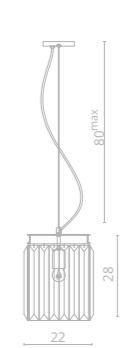
9



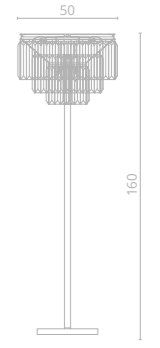
10



8 1223/02 SP-5
 Ø60 | 125 | 125^{max}
 5x40W E14



9 3001/02 SP-1
 Ø22 | 28 | 100^{max}
 1x75W E27



10 3001/02 PN-6
 Ø50 | 160
 6x40W E14
 25